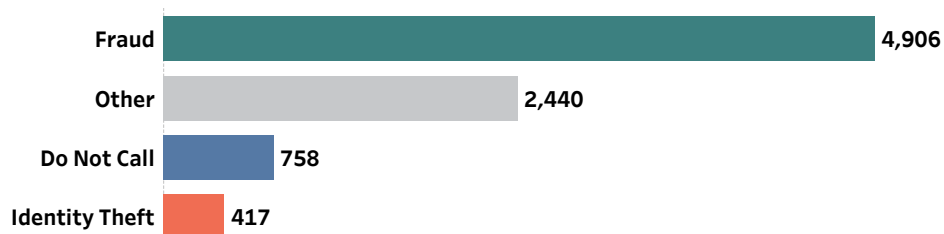




FTC COVID-19 Complaints

January 1, 2020 - March 31, 2020



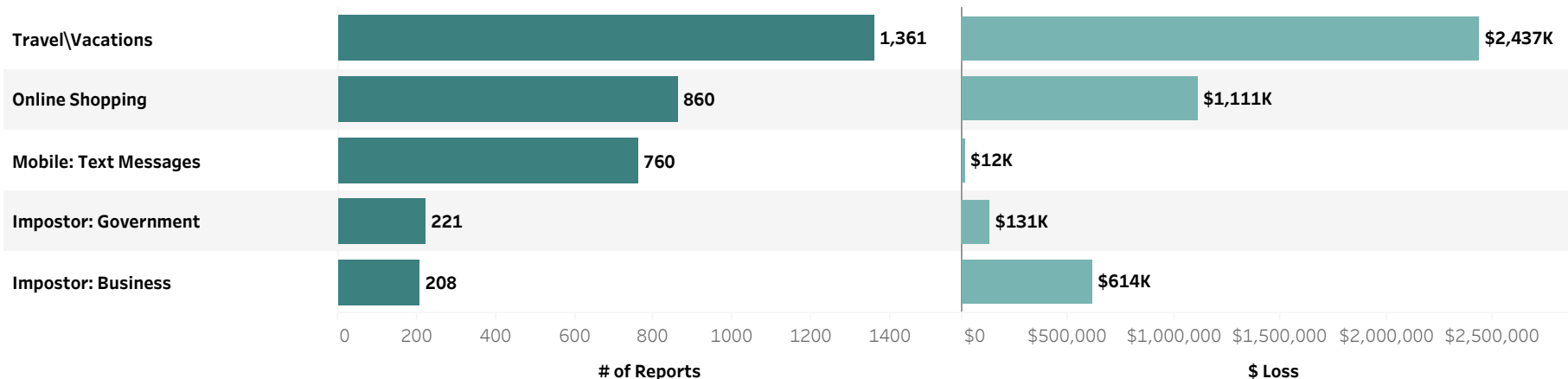
8,433
OVERALL
REPORTS

\$5.85M
TOTAL FRAUD
LOSS

\$599
MEDIAN FRAUD
LOSS

*43.7% of fraud complaints report a loss

Top Fraud Products or Services (Top 5 by # of Reports and \$ Loss)

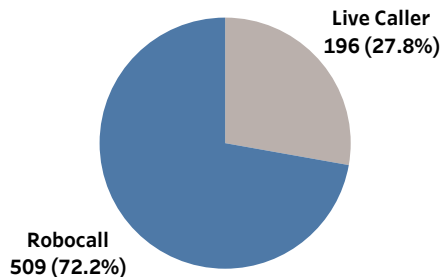


*Travel complaints referring to the Coronavirus are mainly about cancellations and refunds rather than fraud.

Top Do Not Call Reports

1	Other & No Subject Provided	333
2	Calls pretending to be government, businesses, or family and friends	161
3	Medical & prescriptions	102
4	Warranties & protection plans	31
5	Reducing your debt (credit cards, mortgage, student loans)	29

DNC Reports by Call Type



Top Other Reports

1	Lending: Mortgage	244
2	Credit Cards	236
3	Lending: Student Loans	178
4	Banks, Savings & Loans, and Credit Unions	143
5	Health Care: Other Products\Supplies	142



FTC COVID-19 Complaints by State

January 1, 2020 - March 31, 2020

	Fraud	Other	Do Not Call	Identity Theft	Total		Fraud	Other	Do Not Call	Identity Theft	Total
Alabama	33	17	3	3	56	Montana	7	3		1	11
Alaska	9	2	1		12	Nebraska	20	9	3		32
Arizona	93	40	15	10	157	Nevada	42	30	29	3	102
Arkansas	28	9	4		41	New Hampshire	23	3	4	1	31
California	510	320	147	92	1,062	New Jersey	135	86	37	11	269
Colorado	80	38	24	4	143	New Mexico	34	12	3	3	52
Connecticut	47	28	8	4	86	New York	268	157	73	18	510
Delaware	13	12	3	4	32	North Carolina	116	40	19	12	186
District of Columbia	22	11	5	2	40	North Dakota	3	4			7
Florida	329	169	33	32	554	Ohio	139	57	19	19	231
Georgia	101	75	12	8	194	Oklahoma	24	12	7	4	47
Hawaii	24	6	4		33	Oregon	70	24	10	7	109
Idaho	24	17	4	2	45	Pennsylvania	124	103	34	6	261
Illinois	143	72	22	10	246	Puerto Rico	9	3	1		13
Indiana	63	34	4	7	106	Rhode Island	19	7		4	30
Iowa	21	18	3	2	43	South Carolina	47	22	11	3	83
Kansas	17	10	5	2	32	South Dakota	5	3	2	1	11
Kentucky	57	15	5	4	81	Tennessee	53	23	12	3	90
Louisiana	32	18	21	8	78	Texas	289	183	29	27	524
Maine	16	3	3	2	24	Utah	44	23	11	3	81
Maryland	94	48	22	9	172	Vermont	6	5			9
Massachusetts	100	30	14	10	153	Virginia	95	60	23	6	183
Michigan	111	42	9	10	171	Washington	107	35	20	24	185
Minnesota	57	22	14	5	97	West Virginia	12	3	6	1	22
Mississippi	22	10	3	2	36	Wisconsin	58	19	9	2	87
Missouri	73	24	6	5	106	Wyoming	5	2	2	2	11