

-07381

NORTH CAROLINA DEPARTMENT OF HEALTH AND HUMAN SERVICES
POSTMORTEM MEDICOLEGAL EXAMINATION

OFFICE OF THE CHIEF MEDICAL EXAMINER

Chapel Hill, North Carolina 27599-7580

REPORT OF INVESTIGATION BY MEDICAL EXAMINER

OCME USE ONLY

99-8190
Case number

OCT 29 1999
Date received

Res NR

DECEDENT: Deena Jones
First Middle Last

RESIDENCE: PO Box 35 Oak Island Brunswick
Number and Street City, State County

AGE: 33 SEX: Male Female Unknown

RACE: Black Native American Oriental White Unknown

HISPANIC ORIGIN: Yes No Unknown

INFORMATION ABOUT OCCURRENCE

	DATE	TIME	ADDRESS OR FACILITY	COUNTY
ONSET OF INJURY OR ILLNESS	10/22/99	11:30 pm	Bald Head Island Beach, NC	Brunswick
DEATH	10/22/99	11:30 pm	Bald Head Island Beach, NC	Brunswick
VIEW OF BODY	10/23/99	04:30	<input type="checkbox"/> Scene of death <input checked="" type="checkbox"/> Hospital <input type="checkbox"/> Funeral home <input type="checkbox"/> Other <input type="checkbox"/> Not viewed	Brunswick
M.E. NOTIFIED	10/22/99	04:00	LAW ENFORCEMENT AGENCY:	
LAST KNOWN TO BE ALIVE	10/23/99	11:30 pm	OFFICER: _____ TELEPHONE: _____	

Death occurred while in custody: Yes No Unknown

AUTOPSY: None M.E. Authorized Non-M.E. Autopsy facility: _____

BLOOD SAMPLE: Mailed Obtained by pathologist Reason not obtained: _____

IF CLINICAL ALCOHOL DONE, RESULT: _____ By whom: _____

PROBABLE CAUSE OF DEATH: Pending

1. GSW to head
DUE TO
 2. _____
DUE TO
 3. _____
DUE TO
 4. _____
DUE TO
- AUTOPSY #1**

OCME REVIEW

1. <u>Gunshot wound to back of the head</u> DUE TO	SDC <input type="checkbox"/> None <input type="checkbox"/> AL <input checked="" type="checkbox"/> Dictated <input type="checkbox"/> CCG
2. _____ DUE TO	
3. _____ DUE TO	
4. _____ DUE TO	

CONTRIBUTING CONDITIONS
 Natural Accident Homicide Suicide Undetermined

Reviewer: [Signature] Date: 03 Jan 2000

Information in this block supersedes that contained in space at left.

CONTRIBUTING CONDITIONS

MANNER OF DEATH:
 Natural Accident Homicide Suicide Pending

I hereby certify that after receiving notice of the death described herein I took charge of the body and made inquiries regarding the cause of death in accordance with Article 16 of Chapter 130A of the N.C. General Statutes and the information contained herein regarding such death is true and correct to the best of my knowledge and belief.

DEHNR 1114 (Revised 02/94)
Medical Examiner (Review 02/97)

[Signature]
Signature of Medical Examiner

10/23/99 Brunswick 10016
Date County of Appointment M.E. Number

MEDICAL HISTORY

Alcoholism Diabetes IV drug abuse Ischemic heart disease Smoking
 Seizure disorder Cancer Hypertension Depression HIV/AIDS
 Other NONE Attending Physician _____ City _____

MEANS OF DEATH

VEHICLE: Type of vehicle associated with this decedent:
 Passenger car Pickup truck Truck--more than 2 axles Motorcycle
 Bicycle Farm vehicle ATV Moped Other _____
Position: Driver Passenger Pedestrian Unknown
Devices: Seat restraints Air bag Helmet Child restraint None Unknown
Number of vehicles involved _____

GUN: Rifle--Caliber _____ Handgun--Caliber _____ Shotgun--Gauge _____
 Other _____ Unknown

INSTRUMENT: Blunt Sharp Description: _____
 TOXIC AGENT(S) SUSPECTED: Alcohol Others _____
 DROWNING: Pond Lake or river Ocean Pool Bathtub Other _____
Life preserver: Yes No Unknown Able to swim: Yes No Unknown
Activity _____

FIRE: Suspected cause _____ Smoke detector: Yes No Unknown
 FALL: From _____ to _____ Approximate distance _____ feet

ACTIVITY OF DECEDENT AND PREMISES

FATAL INJURY OR ILLNESS: Activity Patrolling
Type of place Beach Specific location Near Light house

Fatal injury or illness occurred on a job: Yes No Unknown
If yes, was employment: Primary job Secondary Volunteer work Unknown
Name of this employing firm or agency Bald Head Island Police Dept
Type of business or industry _____ Decedent's occupation Police Officer

DEATH: Type of place Beach Specific location Near Light house

Examples:
Activity: Running, lifting hay bales, eating, typing letter, driving commercial truck, sleeping, bathing, watching television, fighting, etc.
Type of place: House, apartment, trailer, school, jail, bar or tavern, hotel, restaurant, store, street, hospital, farm, highway, factory, etc.
Specific location: Bathroom, assembly line, kitchen, front yard, office, parking lot, emergency room, roadside, ambulance, car, etc.
On a job: Any activity that is income generating regardless of age of decedent including farming or part time work; also include non-income generating volunteer or charity work.

DESCRIPTION OF BODY

CONDITION: Intact Decomposition Skeletonized
 Embalmed Charred Prolonged immersion Exhumed

RIGOR: None 1+ 2+ 3+ LIVOR: None Anterior Posterior Lateral

HEIGHT: 65 inches Estimate WEIGHT: 140 pounds Estimate

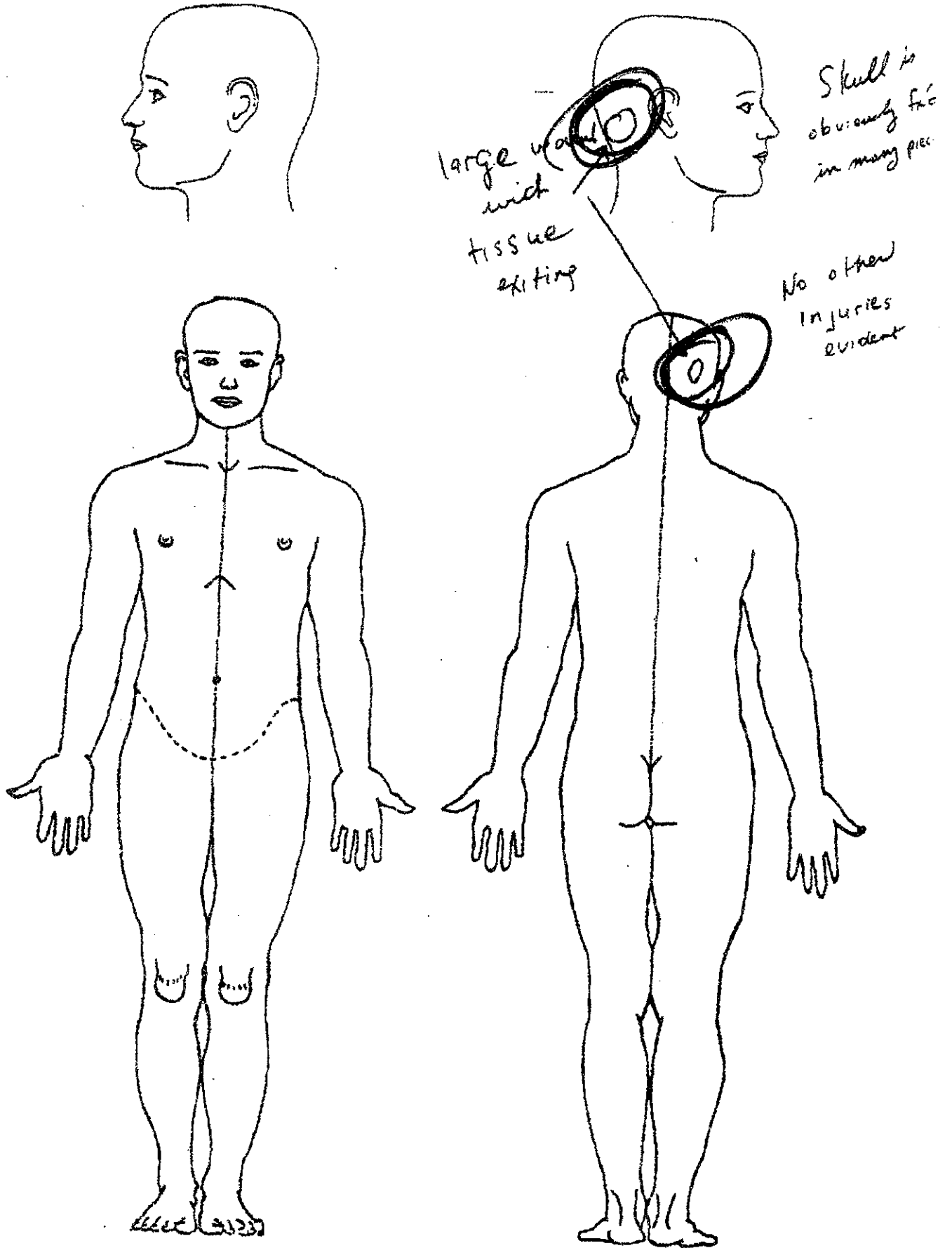
BODY TEMPERATURE: Warm Cool Cold HAIR: Color Black Beard Mustache

EYES: Color Blue Abnormalities None

TEETH: Upper Natural Dentures Abnormalities _____
Lower Natural Dentures Abnormalities _____

CLOTHING: Police Uniform Not clothed
VALUABLES: Police Equipment No valuables

BODY DIAGRAMS



Indicate nature and location of wounds and other lesions (scars, tattoos, medical therapy, etc.) on these diagrams.

NARRATIVE SUMMARY OF CIRCUMSTANCES SURROUNDING DEATH

33 year old police officer on routine patrol
at Bald Head Island. Unknown

set of events; on radio at the time
Pt sustained a GSW to head.

Autopsy requested. Police on the scene.

WJH

Subsequent police investigation reveals that
wound was self-inflicted.

KE

8190

DEC 23 1999

Autopsy
#2

AL PATHOLOGY ASSOCIATES, P.A.
Onslow Memorial Hospital
P. O. Box 1358
317 Western Blvd.
Wilmington, North Carolina 28546

Telephone: (910) 577-2239 or (910) 353-3498

REPORT OF AUTOPSY EXAMINATION

AUTOPSY NUMBER: OME99-220

DECEDENT: DAVINA BUFF JONES

AGE: 33 RACE: CAUCASIAN SEX: FEMALE

Authorized by: DOUG HILTZ, MD Received from: BRUNSWICK CO.

Date of Autopsy Examination: 10/23/99 Time: 1030 HOURS

Body identified by: LEFT WRIST TAG

Persons present at autopsy: JIM BEDDARD - DIENER; SPECIAL AGENT HANS MILLER OF THE SBI

PATHOLOGICAL DIAGNOSIS

1. GUNSHOT WOUND TO BACK OF HEAD WITH LACERATION OF BRAIN.
2. BLOOD ON THE BACKS OF BOTH HANDS.

PRELIMINARY CAUSE OF DEATH: GUNSHOT WOUND OF HEAD.

The facts stated herein are correct to the best of my knowledge and belief.

C.L. Garrett

C.L. GARRETT, M.D., 12/14/99
Pathologist Date

K
OCME 03 Jan 2000
DATE

AUTOPSY NUMBER: OME99-220

DECEDENT: DAVINA JONES

EXTERNAL DESCRIPTION

Body condition: INTACT
Length: (inches) 57
Weight: (pounds) ESTIMATED 90
Body heat: COOL/WARM
Rigor: COMPLETE
Livor: PURPLE AND POSTERIOR
Hair: DARK BLACK, PROBABLY TINTED
Eyes: LIGHT TAN. THE PUPILS ARE 0.5 CMS. IN DIAMETER EACH
Teeth: NATURAL
Facial hair: NONE

EVIDENCE OF INJURY

SEE GUNSHOT WOUND DESCRIPTION

EVIDENCE OF MEDICAL ATTENTION

THERE IS AN INTRAVENOUS SITE IN THE LEFT ANTECUBITAL FOSSA.

EXAMINATION OF THE BODY

THERE ARE HEAVY DEPOSITS OF BLOOD ON THE BACKS OF BOTH HANDS, THE RIGHT GREATER THAN THE LEFT. THE FINGERNAILS ARE INTACT. ONLY BLOOD IS PRESENT UNDER THE TIPS OF THE NAILS. THE PUBIC HAIR IS SHAVED.

ADDITIONAL PROCEDURES

Photographs: YES - SPECIAL AGENT HANS MILLER OF THE SBI
Radiographs: YES - ONSLOW MEMORIAL HOSPITAL
Microbiology: NONE
Chemistry: ETHANOL, COCAINE, MORPHINE
Evidence collected: SEE ATTACHED EVIDENCE DEPOSITION REPORT
Personal Effects Disposition: SEE ATTACHED PERSONAL EFFECTS DEPOSITION REPORT

AUTOPSY NUMBER: OME99-220

DECEDENT: DAVINA JONES

GUNSHOT WOUND DESCRIPTION

LOCATED IN THE POSTERIOR MIDLINE OF THE SCALP AT A POINT 4 ½ INCHES FROM THE TOP OF THE HEAD, THERE IS A ½ INCH IN DIAMETER CIRCULAR ENTRANCE TYPE GUNSHOT WOUND WHICH HAS A ¾ INCH IN LENGTH LATERAL SPLIT OF THE SKIN ON EITHER SIDE AND AN INFERIOR 3½ INCH SPLIT OF THE SKIN. BENEATH THIS, THERE ARE HEAVY SOOT DEPOSITS ON THE BONE. THE DEFECT TO THE BONE SHOWS PROMINENT INTERNAL BEVELING AND THERE ARE MULTIPLE RAMIFYING SKULL FRACTURES FROM THIS DEFECT. THE MISSILE PRODUCING THIS WOUND TRAVELS FORWARD, UPWARD AND SLIGHTLY TO THE LEFT. IT STRIKES THE SKULL AND IS REFLECTED BACK INTO THE BRAIN. FROM THE LEFT PARIETAL LOBE, A SEVERELY NOSE DEFORMED LEAD PROJECTILE CONTAINING A PARTIAL METAL JACKET IS RECOVERED. THE BASE OF THE JACKET MEASURES 10 MMS. THIS MISSILE IS RELEASED TO SPECIAL AGENT HANS MILLER OF THE SBI. THE DIRECTION OF THIS GUNSHOT WOUND IS FORWARD AND UPWARD.

INTERNAL EXAMINATION

SEROUS CAVITIES: THERE ARE NO ABNORMAL COLLECTIONS OF FLUID.

PLEURA: UNREMARKABLE.

PERITONEUM: UNREMARKABLE.

PERICARDIUM: UNREMARKABLE.

HEART: THE HEART WEIGHS 220 GRAMS. IT IS NORMALLY FORMED AND UNREMARKABLE. THERE IS NO CORONARY ATHEROSCLEROSIS.

LUNGS: THE RIGHT LUNG WEIGHS 370 GRAMS AND THE LEFT LUNG WEIGHS 340 GRAMS. THE LUNGS ARE PINK, FLUFFY AND WELL AERATED. THERE IS MODERATELY HEAVY ANTHRACOTIC PIGMENT DEPOSITION IN THE SUBPLEURAL LYMPHATICS. NO FOCAL LESIONS ARE ENCOUNTERED. THE TRACHEOBRONCHIAL TREE AND PULMONARY VASCULATURE ARE UNREMARKABLE AND FREE OF OBSTRUCTION. THE HILAR LYMPH NODES ARE NOT ENLARGED.

LIVER: THE LIVER WEIGHS 1110 GRAMS AND IS UNREMARKABLE. THE GALLBLADDER IS FILLED WITH BILE AND CONTAINS NO STONES.

SPLEEN: THE SPLEEN WEIGHS 110 GRAMS AND IS UNREMARKABLE.

PANCREAS: UNREMARKABLE.

ADRENAL GLANDS: UNREMARKABLE.

G I TRACT: UNREMARKABLE. THE STOMACH CONTAINS APPROXIMATELY 100 CCS. OF THIN GRAY LIQUID.

KIDNEYS: THE KIDNEYS WEIGH 160 GRAMS EACH. THE CAPSULES STRIP WITH EASE REVEALING SMOOTH UNSCARRED CORTICAL SURFACES. ON SECTIONING, THE CORTICOMEDULLARY DEMARCATION IS WELL DEFINED. THE COLLECTING SYSTEMS AND URETERS ARE UNREMARKABLE.

BLADDER: UNREMARKABLE.

INTERNAL GENITALIA: THERE ARE BILATERAL TUBOOVARIAN ADHESIONS. THE ENDOMETRIUM IS THIN AND HEMORRHAGIC. THERE IS A TAMPON IN THE VAGINA CONTAINING SPOTTED BLOOD. THERE IS NO EVIDENCE OF TRAUMA TO THE EXTERNAL GENITALIA OR ANUS.

INTERNAL EXAMINATION CONTINUES

NECK ORGANS: THE LARYNX IS UNREMARKABLE AND UNOBSTRUCTED.
THE THYROID GLAND IS UNREMARKABLE.

BRAIN AND MENINGES: THE BRAIN WEIGHS 1090 GRAMS AND IS
UNREMARKABLE EXCEPT FOR THE GUNSHOT WOUND
DESCRIBED ELSEWHERE IN THIS REPORT.

SKULL: UNREMARKABLE EXCEPT FOR THE GUNSHOT WOUND
DESCRIBED ELSEWHERE IN THIS REPORT.

VERTEBRAE: UNREMARKABLE.

RIBS: UNREMARKABLE.

PELVIS: UNREMARKABLE.

DICTATED 10/23/99
TRANSCRIBED 10/27/99
CLG:SM

MICROSCOPIC EXAMINATION

HEART: THE MYOCARDIUM IS NORMALLY FORMED AND UNREMARKABLE.

LUNGS: THERE ARE FOCAL AREAS OF INTRA-ALVEOLAR HEMORRHAGE. THE CAPILLARY VASCULATURE IS CONGESTED. THERE IS MILD EMPHYSEMA.

HILAR LYMPH NODES: UNREMARKABLE.

LIVER: UNREMARKABLE.

SPLEEN: UNREMARKABLE.

PANCREAS: UNREMARKABLE.

ADRENAL GLANDS: UNREMARKABLE.

KIDNEYS: UNREMARKABLE.

BRAIN AND MENINGES: THERE IS FRESH CONTUSION IN THE CEREBRAL HEMISPHERE, ASSOCIATED WITH THE GUNSHOT WOUND, AS WELL AS FRESH HEMORRHAGE. SECTIONS OF CEREBELLUM ALSO SHOW FRESH SUBARACHNOID HEMORRHAGE.

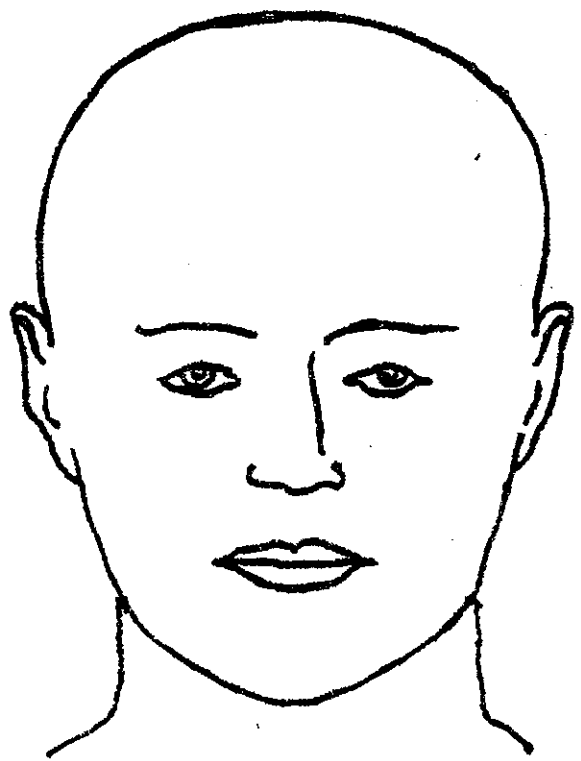
Other Additional Sections:

THYROID GLAND: UNREMARKABLE.

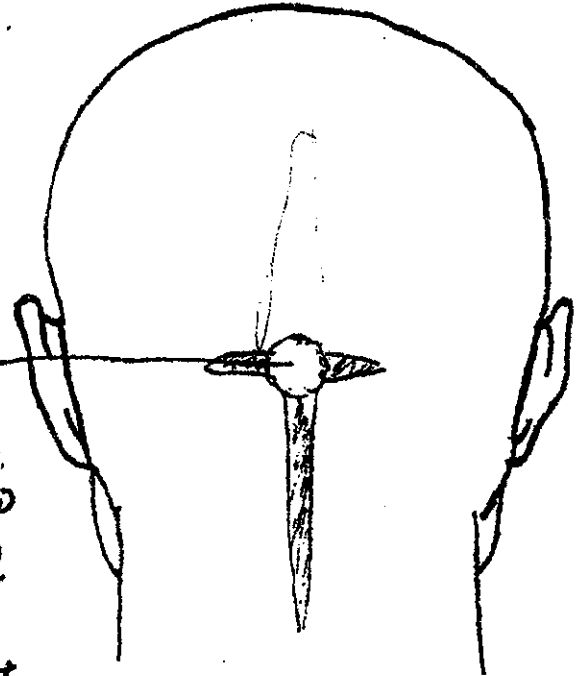
OFFICE OF THE CHIEF MEDICAL EXAMINER
CHAPEL HILL, NORTH CAROLINA 27514

DIAGRAM OF HEAD

FRONT



BACK



1/2" DIA
HARD CONTACT
RANGE ENTRANCE
GUNSHOT WOUND
with 2 3/8" lateral
splits and one
3/2" inferior split

4 1/2" top of
HEAD IN

Post. M.D.LINE

AUTOPSY NUMBER: me 99-220 DECEDENT: DAVINA BUFF JONES

EXAMINED BY: Ch. Grantham

DATE: 10/23/99

Office of the Chief Medical Examiner
Rapel Hill, NC 27599-7580

Toxicology Folder: T199906258
Case Folder: F199908190
Date of Report: 30-nov-1999
Page: 1

DECEDENT: Dovina Jones
Case Folder
F1999-08190

Status of Report: Approved
Report Electronically Approved By: Ruth Winecker, Ph.D.

* * *

=====

SPECIMENS received from Charles L. Garrett on 25-oct-1999

S990010901: 20.0 ml Blood
SOURCE: Heart

CONDITION: Postmortem
OBTAINED: 23-oct-1999

Cocaine -----	None Detected	11/30/1999
Ethanol -----	None Detected	11/30/1999
Morphine -----	None Detected	11/30/1999

113099 16:16 * * * E N D O F R E P O R T * * *

CASE SUMMARY

THIS IS THE CASE OF A 33 YEAR OLD CAUCASIAN FEMALE, POLICE OFFICER AT RALD HEAD ISLAND, NORTH CAROLINA, WHO WAS FOUND DEAD WITH A GUNSHOT WOUND TO THE HEAD.

EXAMINATION OF THIS GUNSHOT WOUND REVEALED THAT IT WAS LOCATED ON THE BACK OF THE HEAD IN THE POSTERIOR MIDLINE. THERE WAS SPLITTING OF THE UNDERLYING SKIN AS WELL AS POWDER ON THE UNDERLYING BONE, INDICATING THAT THE RANGE OF THIS SHOT WAS HARD CONTACT. THE DIRECTION OF THIS MISSILE THROUGH THE HEAD WAS FORWARD AND UPWARD. A SEVERELY NOSE DEFORMED, METAL JACKETED, HOLLOW POINT LEAD PROJECTILE OF APPROXIMATELY .40 CALIBER WAS RECOVERED.

THE ONLY OTHER FINDINGS WERE HEAVY DEPOSITS OF BLOOD ON THE BACKS OF BOTH THE DECEDENT'S HANDS, THE RIGHT GREATER THAN THE LEFT. HER FINGERNAILS WERE INTACT AS WAS HER CLOTHING. THERE WAS NO EVIDENCE OF A STRUGGLE. NO NATURALLY OCCURRING DISEASE PROCESSES WERE NOTED.

TOXICOLOGICAL ANALYSIS OF THE POST MORTEM BLOOD SAMPLE REVEALED THE COCAINE, ETHANOL AND MORPHINE TO BE NONE DETECTED.

IT IS MY OPINION THAT THIS WOMAN CAME TO HER DEATH AS THE RESULT OF THIS HARD CONTACT RANGE GUNSHOT WOUND TO THE BACK OF HER HEAD AND FROM NO OTHER CAUSE.

DICTATED 12/14/99
TRANSCRIBED 12/14/99
CLG:SM