



# Planning, Leading, Achieving



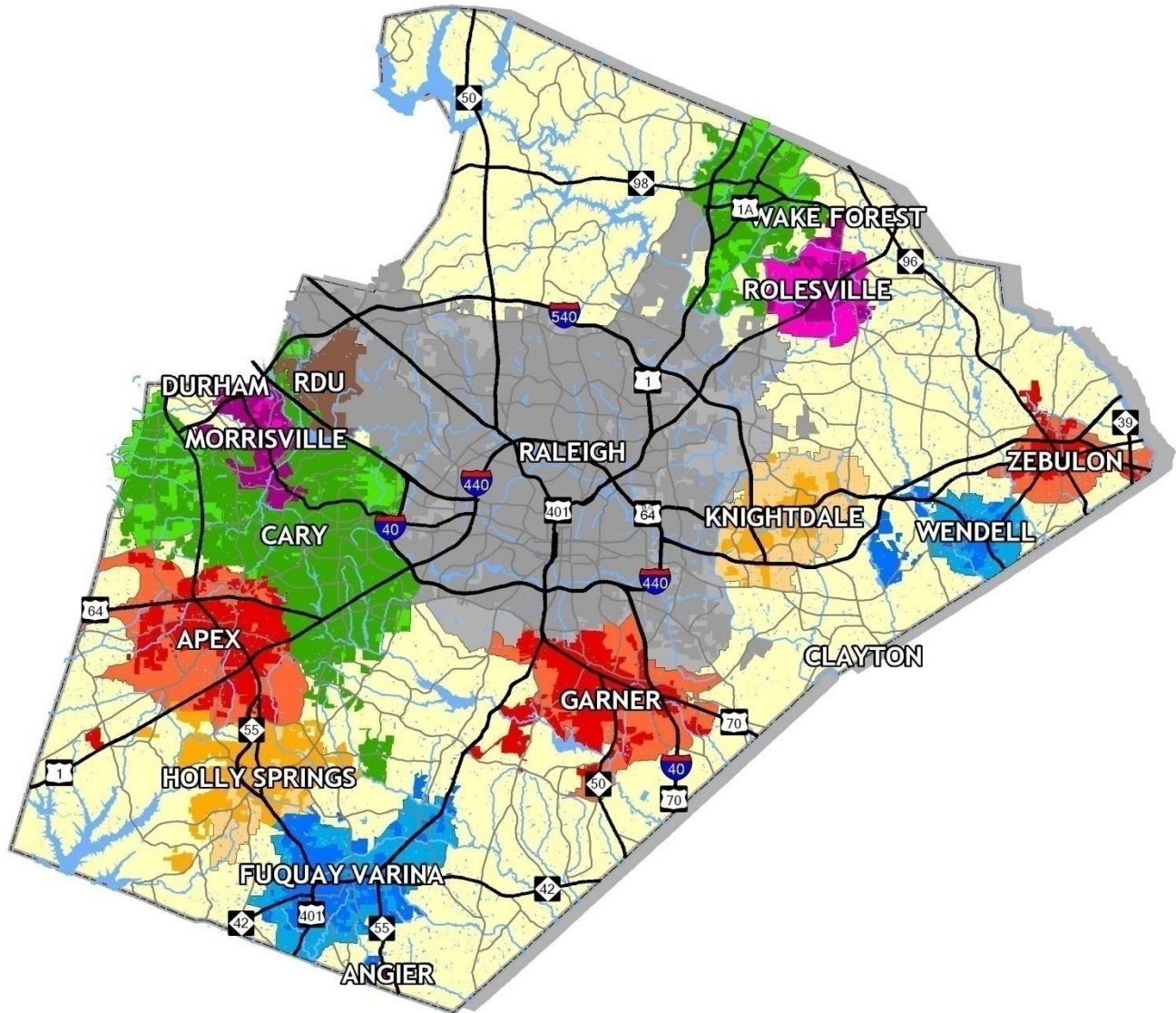
## Wake County, North Carolina Fairfax County, Virginia

Selected Data Comparison

[www.wakegov.com](http://www.wakegov.com)

- ❑ Geography and Form of Government
- ❑ Demographics
- ❑ Economy
- ❑ Education
- ❑ Transportation
- ❑ Cultural and Recreation

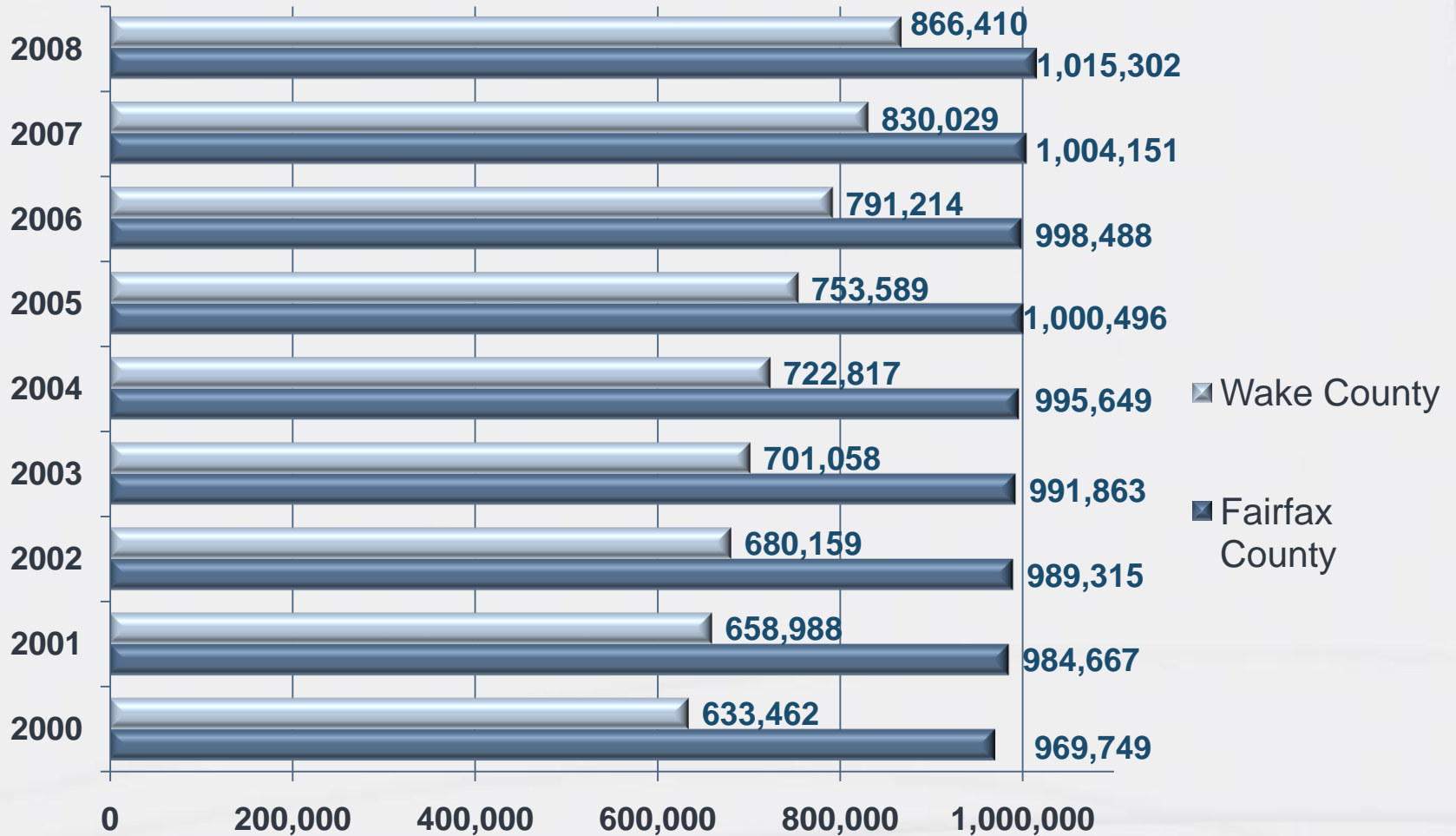
# Geography and Form of Government





# Northern Virginia Market Area





Data obtained from the American Community Survey 2008, US Census Bureau

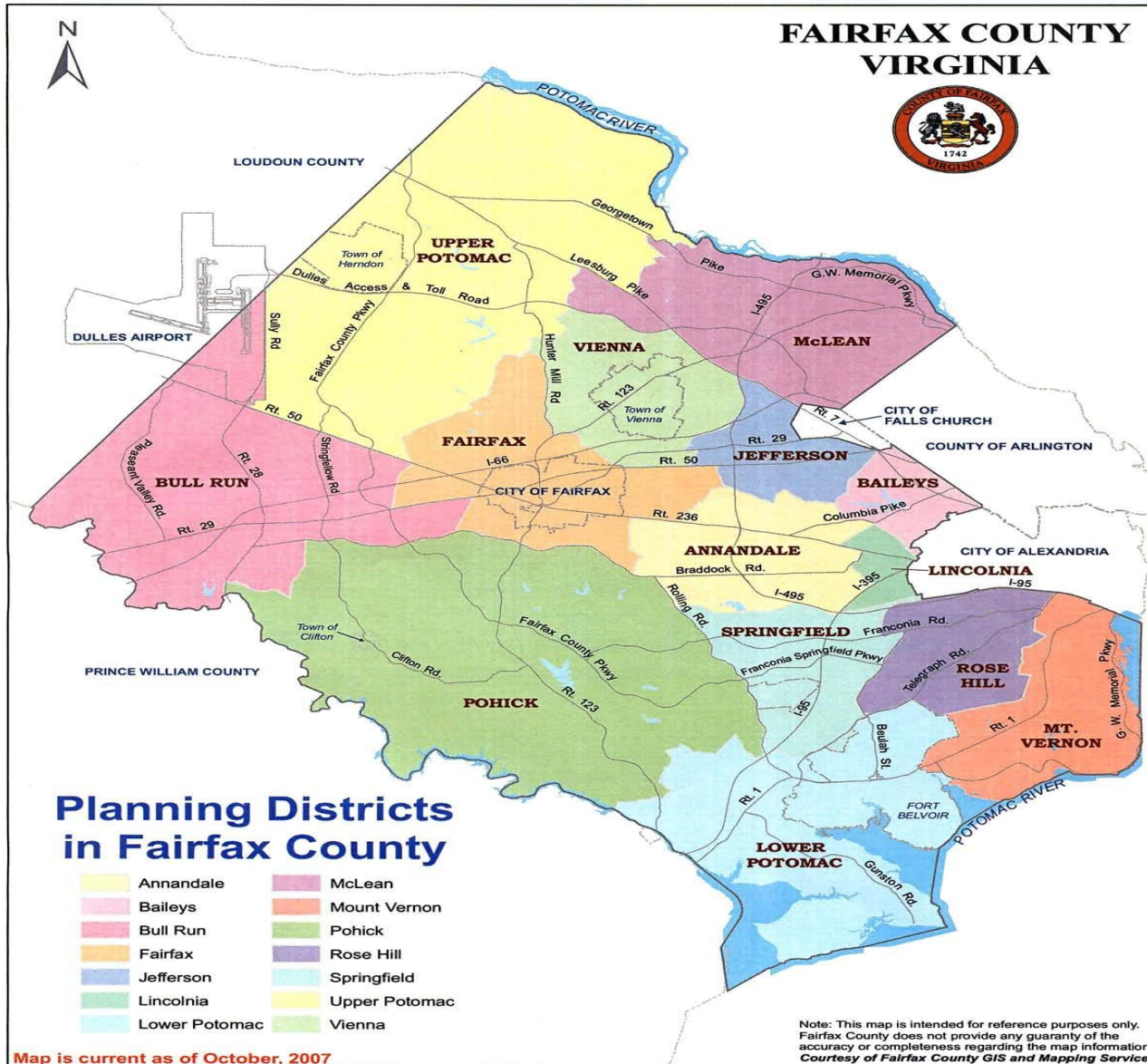
## Fairfax County 2008 Population- 1,015,302

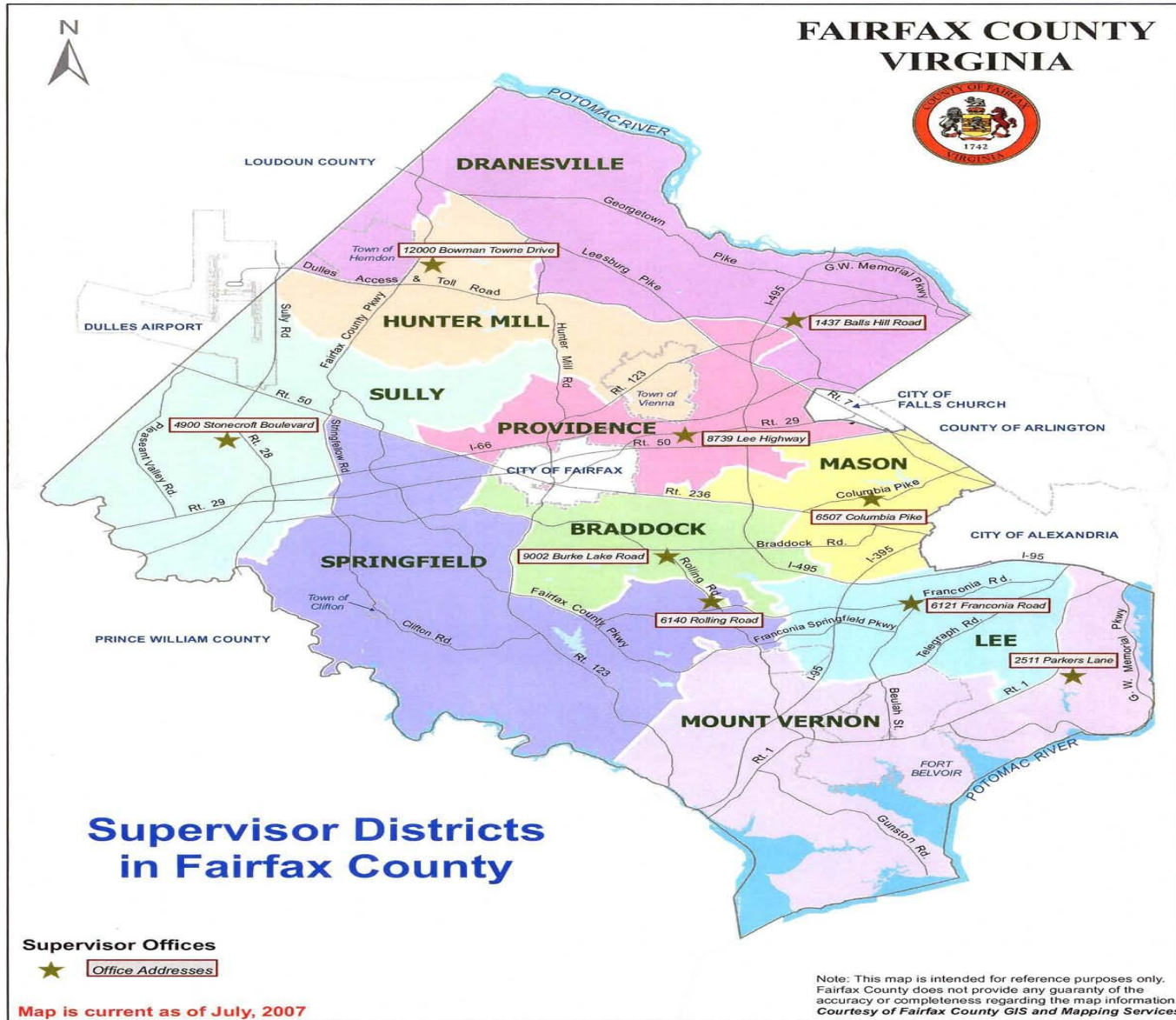
Virginia Populations	2008	2000
<b>Arlington County</b>	209,969	189,444
<b>Fauquier County</b>	65,512	55,185
<b>Culpepper County</b>	46,203	34,263
<b>Loudon County</b>	264,958	169,599
<b>Prince William County</b>	351,835	280,813
<b>Spotsylvania County</b>	120,031	90,390
<b>Stafford County</b>	121,736	92,446
<b>Alexandria City</b>	138,237	128,292
<b>Falls Church City</b>	11,169	10,377

Maryland & D.C. Populations	2008	2000
<b>Montgomery County</b>	950,680	873,341
<b>Prince George County</b>	820,542	801,515
<b>Charles County</b>	140,764	120,546
<b>Frederick County</b>	225,721	195,276
<b>District of Columbia</b>	591,833	572,053

Data obtained from the American Community Survey 2008, US Census Bureau







Fairfax County operates under the urban county executive form of government, an optional form of Virginia county government, and has limited powers.

The powers of government are vested in an elected Board of Supervisors consisting of nine members elected by district, plus a Chairman elected at large. All voters in the county vote for the Chairman, while each district residents votes for one Supervisor.

At its regular meetings, the Board of Supervisors:

- ✓ Establishes county government policy
- ✓ Passes resolutions and ordinances (within the limits of its authority)
- ✓ Approves the budget
- ✓ Sets tax rates
- ✓ Approves land use plans
- ✓ Makes appointments

The Board appoints the county executive, who is the administrative head of the county government.

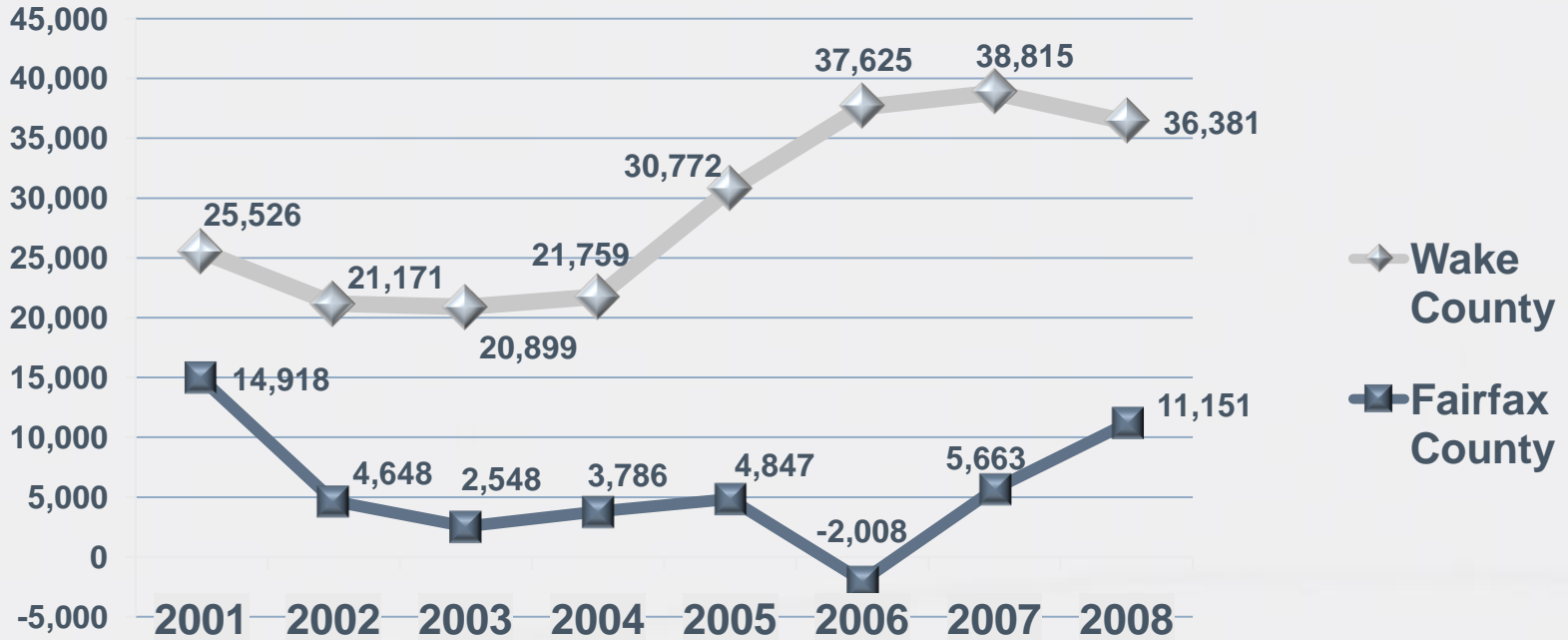
- General Government
- Financial Management
- Schools
- Justice Administration
- Law Enforcement & Incarceration
- Fire & Ambulance
- Planning & Zoning
- Human Services & Health
- Libraries
- Water Authority\***
- Public Works\*** & Environmental Services
- Emergency Management
- Housing & Community Development
- Park Authority

**\*Services not provided by Wake County**

# Demographics



# Population Changes per Year 2000-2008



Data obtained from the American Community Survey 2008, US Census Bureau



# Age Distribution- 2008

Age Group	Fairfax Total	% of Fairfax Population	Wake Total	% of Wake Population
<b>65 and over</b>	100,212	9.9%	67,774	7.8%
<b>45 to 64</b>	352,030	34.7%	217,723	25.1%
<b>25 to 44</b>	264,853	26.1%	268,080	30.9%
<b>18 to 24</b>	87,355	8.6%	86,764	10.0%
<b>Under 18</b>	210,852	20.8%	226,069	26.1%
<b>Total Population</b>	<b>Fairfax 1,015,302</b>		<b>Wake 866,410</b>	

Data obtained from the American Community Survey 2008, US Census Bureau

## Education Levels for those over age 25

Type of Education	Fairfax Total	Fairfax Percent	Wake Total	Wake Percent
<b>Graduate/Professional Degree</b>	189,507	28%	91,645	17%
<b>Bachelors</b>	209,414	31%	172,978	31%
<b>Associates</b>	34,517	5%	41,009	7%
<b>Some college, no degree</b>	104,176	15%	107,933	19%
<b>High school diploma or equivalent</b>	85,442	13%	95,145	17%
<b>Less than high school diploma</b>	58,260	9%	44,867	8%

Data obtained from the American Community Survey 2008, US Census Bureau



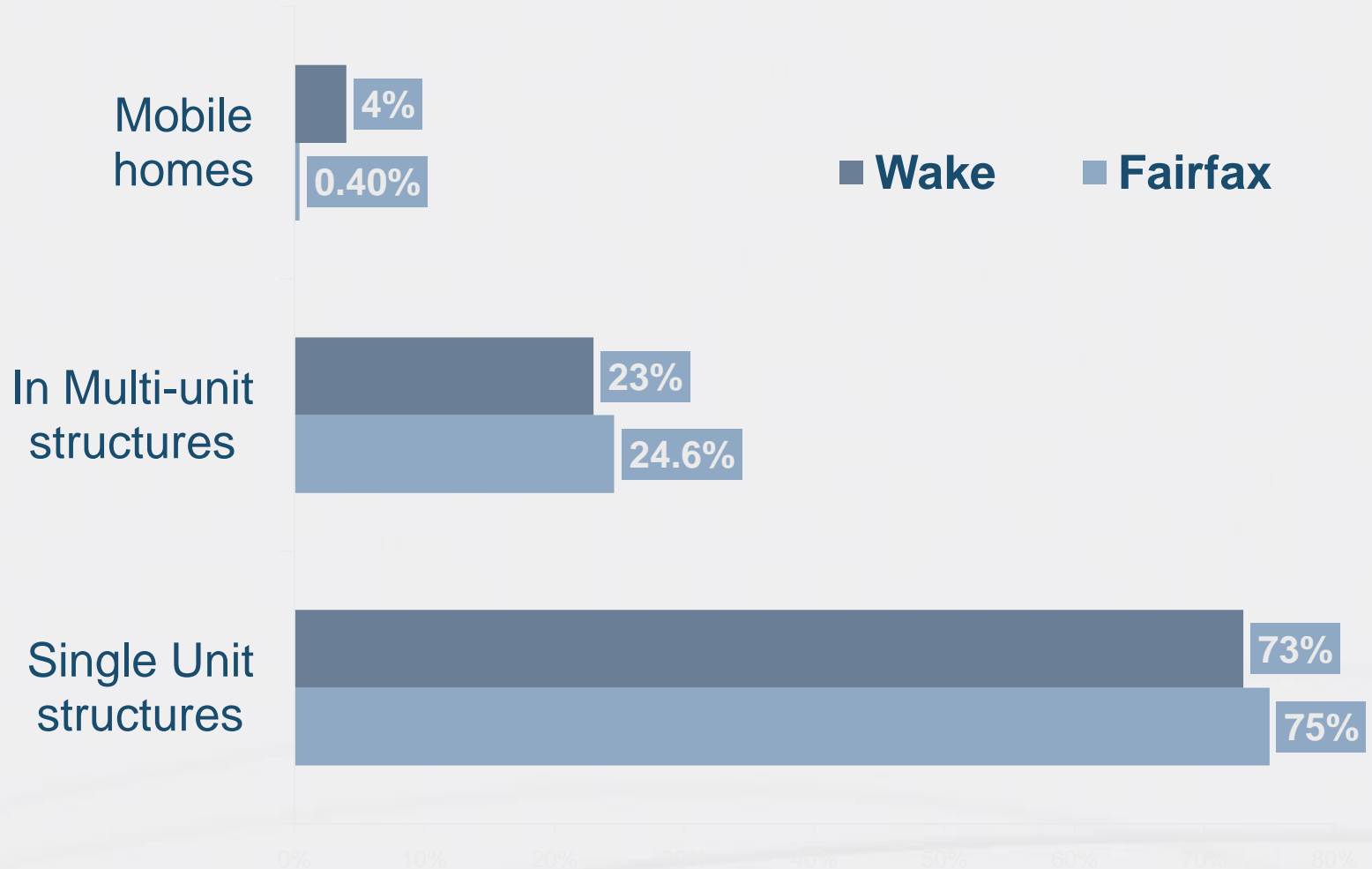
# Housing

Wake County 353,236

Fairfax County 393,365

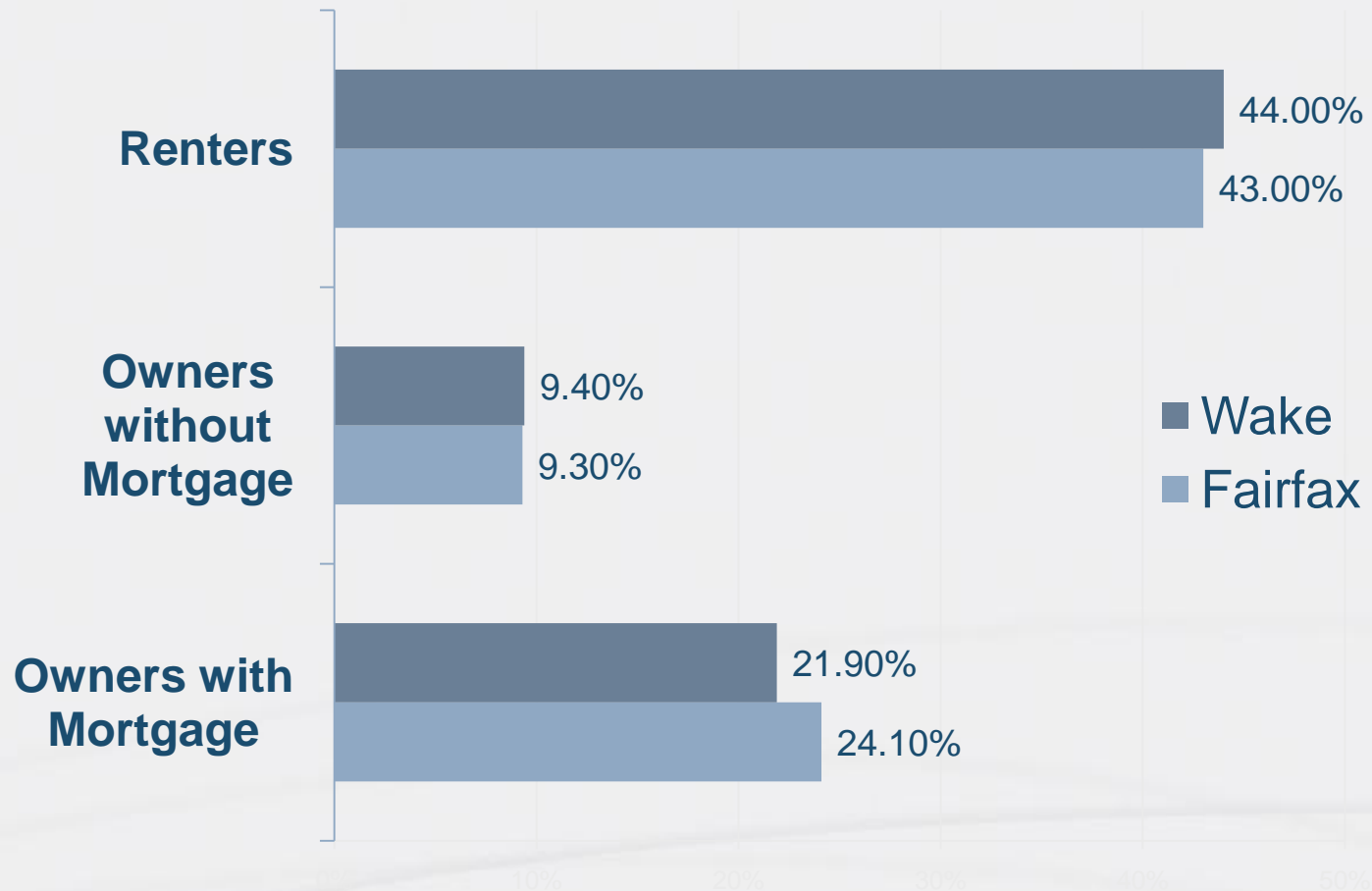
US Census Bureau- American Community Survey 2008





Data obtained from the American Community Survey 2008, US Census Bureau

## Residents paying more than 30% of income for Housing



Data obtained from the American Community Survey 2008, US Census Bureau

# Economy<sub>s</sub>

## ✓ Wake County

- Property Revaluation every eight (8) years
- Total property value: \$118.85 billion
- Assessment approximates fair market value
- Property Tax Rate: \$.534 per \$100 of assessed value
- Personal Property: \$.534 per \$100 of assessed value
- Sales Tax Rate: 7.75% (5.75% state and 2% county)

## ✓ Fairfax County

- Annual Property Revaluation, effective January 1<sup>st</sup> each year
- Total Taxable Real Estate: \$206.8 billion
- Property Tax Rate: \$1.04 per \$100 of assessed value
- Personal Property Tax Rate: \$4.57 per \$100 assessed value
- Sales Tax Rate: 5% (4% state and 1% county)
- Assessment approximately fair market value

A portion of the personal property tax is reimbursed by the Commonwealth of Virginia due to personal property tax relief act of 1998.

	<u>Wake</u>	<u>Fairfax</u>
Median Household Income	\$65,180*	\$107,448*
Per Capita Income	\$33,820*	\$49,927*
Unemployment	9.2%**	5.4%**

\* Data obtained from the American Community Survey 2008, US Census Bureau

\* \*Data from US Bureau of Labor Statistics, not seasonally adjusted, January 2010

## Wake County

State of North Carolina  
Wake County Public School  
System  
North Carolina State University  
WakeMed Health & Hospitals  
Progress Energy  
SAS Institute  
Rex Healthcare  
Wake County Government  
Cisco Systems

## Fairfax County

Fort Belvoir  
Fairfax County Government  
Inova Healthcare System  
Booz Allen Hamilton  
Northrop Grumman  
Science Applications Int. Corp  
Freddie Mac  
George Mason University  
Lockheed Martin



## Bond Ratings

	<u>Moody's</u>	<u>S&amp;P</u>	<u>Fitch</u>
Wake	Aaa	AAA	AAA
Fairfax	Aaa	AAA	AAA

# Education

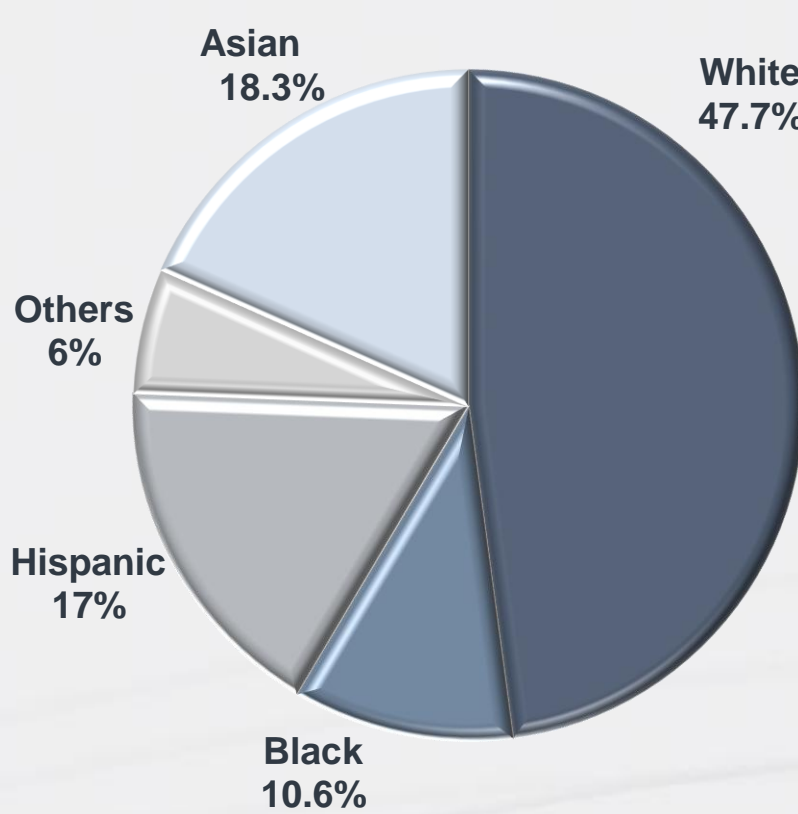


**2009-2010 Enrollment      Wake County- 139,599      Fairfax County- 173,573**

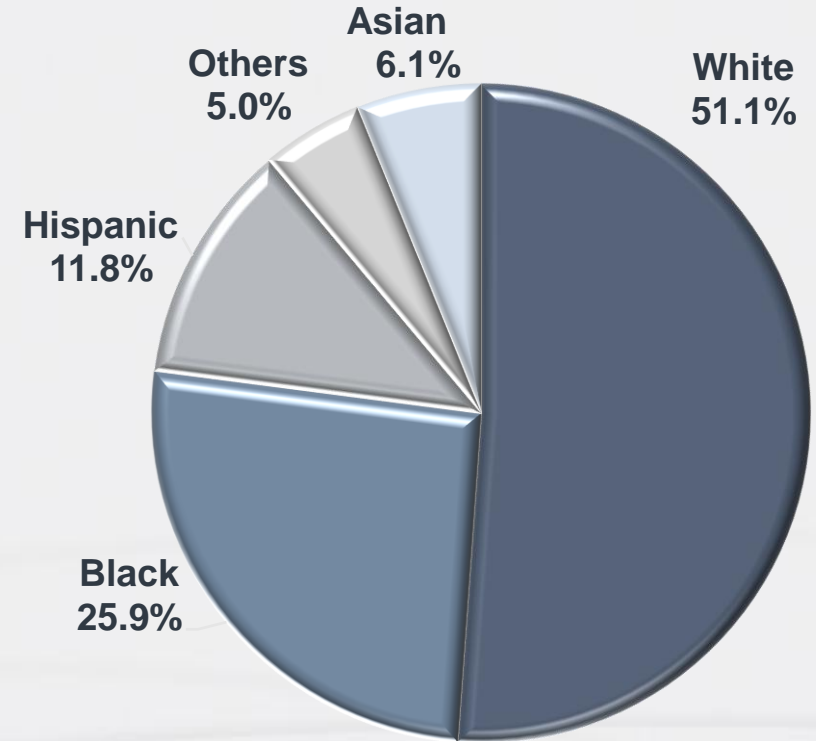
## 2009-2010 Operating Budget Funding Sources

	<u>Wake</u>	<u>Fairfax</u>
<b>County Transfer</b>	<b>\$313.5M</b>	<b>\$1,626.6M</b>
<b>State Aid</b>	<b>\$768.0M</b>	<b>\$263.4M</b>
<b>Federal Aid</b>	<b>\$84.8M</b>	<b>\$84M</b>
<b>Sales Tax</b>		<b>\$153.1M</b>
<b>Other Revenues</b>	<b>\$4.3M (Fines &amp; Forfeitures)</b>	
	<b>\$31.6M (local)</b>	<b>\$35.1M (Fairfax City)</b>
	<b>\$40.7M (Enterprise)</b>	<b>\$12.6M</b>
<b>Total</b>	<b>\$1,242.8M</b>	<b>\$2,202.7M</b>

## Fairfax County



## Wake County



## Wake County

North Carolina State University  
Meredith College  
Peace College  
St. Augustine's College  
Shaw University  
Southeastern Baptist Seminary  
Wake Technical Community College  
Campbell School of Law

## Fairfax County

George Mason University  
Northern Virginia Community College  
Virginia Tech-Northern VA Campus  
University of Virginia- Northern VA  
Campus  
Darden School of Business- University  
of Virginia

Additional Universities and Colleges exist in both the Raleigh-Durham and Washington DC areas.

# Transportation



# Transportation and Commuting

	Wake County	Fairfax County
Mean travel time to work (minutes), workers Age 16+. 2008	24.7	30.7
Workers Age 16+ traveling to work by public Transportation	1.2%	8.6%

Data obtained from the American Community Survey 2008, US Census Bureau

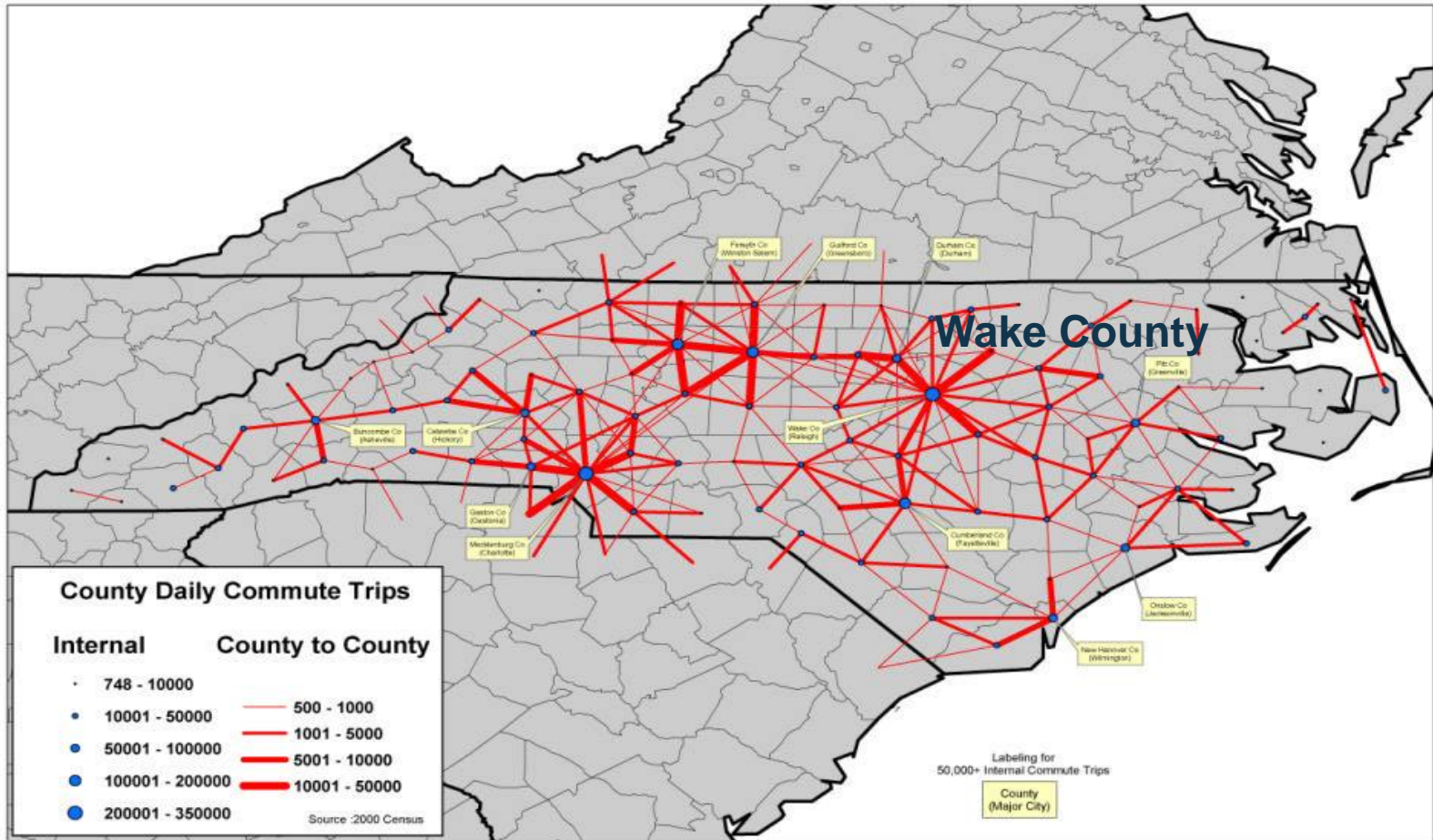


EXHIBIT A – North Carolina County-to-County Commuting



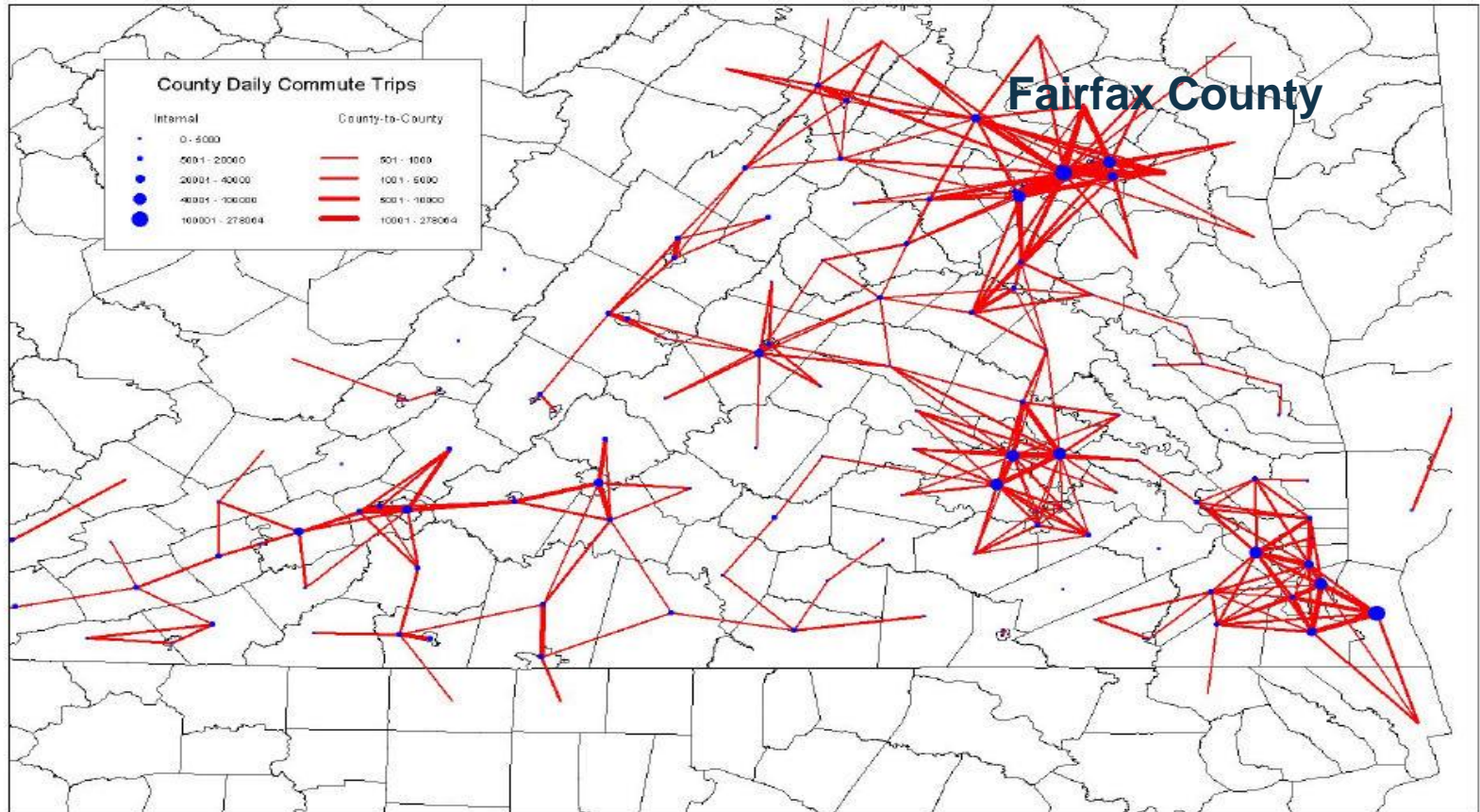


EXHIBIT E – Virginia County-to-County Commuting

# Cultural and Recreational

## Cultural and Recreational Institutions

NHL Hockey (Carolina Hurricanes)  
AAA Baseball (Durham Bulls)  
AA Baseball (Carolina Mudcats)  
NASL Soccer (Carolina RailHawks)

NC Symphony  
NC Museum of Art  
NC Museum of History  
NC Museum of Natural Sciences  
Time Warner Cable at Walnut Creek  
North Carolina Theatre  
Raleigh Little Theatre  
Theatre in the Park  
Marbles Museum  
Carolina Ballet  
Raleigh Ensemble Players  
National Opera Company

NHL Hockey (Washington Capitals)  
MLB Baseball ( Washington Nationals)  
NBA (Washington Wizards)  
NFL Football (Washington Redskins)  
MLS Soccer (DC United)

The Smithsonian  
National Air & Space Museum  
The National Archives  
Great Falls National Park  
Wolf Trap National Park for the Arts  
Adventure Science Center  
The National Mall  
Mount Vernon Estate & Gardens  
National Aquarium  
Holocaust Memorial Museum  
National Zoo

Data Compiled by:  
Wake County Division of Long Range Planning  
Wake County Budget and Management Services  
Wake County Economic Development



# Planning, Leading, Achieving



[www.wakegov.com](http://www.wakegov.com)